

Self Activating Barrier (SAB)

The Self Activating Barrier's success can be attributed to its simple yet ingenious approach to flood defence, using the advancing floodwaters to automatically raise the barrier, effectively using the problem as the energy to create a highly effective solution.



**The SAB is
BIM Level 2
Compliant**

Leading the world in effective, passive flood defence, The Self Activating Barrier (SAB), is a bespoke, multi-purpose solution designed to help manage flood risk across the globe. The SAB is BIM Level 2 Compliant.

- Passive, long term, cost effective solution
- Can be installed to any length, with post breaks every 12 metres
- Invisible when closed, allowing for normal traffic flow and uninterrupted views
- Low maintenance and minimal ongoing operational costs
- Not subject to vandalism

Copyright © 2020 M3 Floodtec. All rights reserved.

T: 01905 676467 E: sales@m3floodtec.com www.m3floodtec.com

Key Features



NO PEOPLE. NO POWER

No human, mechanical or electrical intervention. No warning system required. The SAB uses the power of the rising flood water to deploy




MINIMAL MAINTENANCE

Remains virtually maintenance free for over 50 years



FULL PROTECTION

The system offers full aperture protection to commercial and residential communities for as long as required



HIGH WATER LEVELS

Optimal protection against extreme high water levels (barrier height up to 2.5m or 3.5 if constructed with additional 0.9m upstand wall)



LONG LIFE

Designed to last in excess of 50 years. Components and seals are fully protected when in resting position



BESPOKE SIZE

Linear coverage ranges from opening of 1m to continuous lengths in excess of 1000m



INVISIBLE

In its resting position, the barrier is invisible and fully self-protected



TELEMETRY

Can be linked to a telemetry system for remote monitoring and control (early warning system alerts people to its imminent deployment)



COST EFFECTIVE

No ongoing costs associated with deployment, storage or operation



Technical Information

Applications

- Along a waterway, river or coastal terrain
- Within flood walls
- To surround a building
- To protect underground car parks
- In a roadway
- To surround critical infrastructure

Seals

The seals are protected underground and therefore are not subject to UV degradation or human interference


Construction

There are two types of basin available:

- **Steel basins** - Available in lengths up to 8m, with a maximum protection height of 2.5m. Basin & floating wall comes as a complete cassette, simple and easy install
- **Concrete basins** - Used for lengths over 8m. Lengths can be tailored to clients' requirements with a post break every 12m
- The floating wall consists of a closed cell styrofoam core, with a fibreglass or GRP outer layer
- The support blocks vary between concrete, GRP and steel basins to enable fabrication and assembly in the most cost effective manner
- Telemetry - The barrier can be linked to a Building Management System (BMS) with alarms, emails, texts, sensors, lights etc
- The barrier lid is tailored to suit requirements dependent on the level of traffic that travels over the SAB while in resting position




HOW IT WORKS




Resting Position

In non-flood conditions, all operational parts of the barrier are concealed in the underground basin



Deploying

When floodwater rises to within a predetermined level below flood level, the basin housing the floating wall starts to fill up through an inlet pipe from the adjacent service pit



Fully Deployed

The flood wall floats and rises. When the basin is totally filled, the angled support block will lock the barrier into position making it watertight